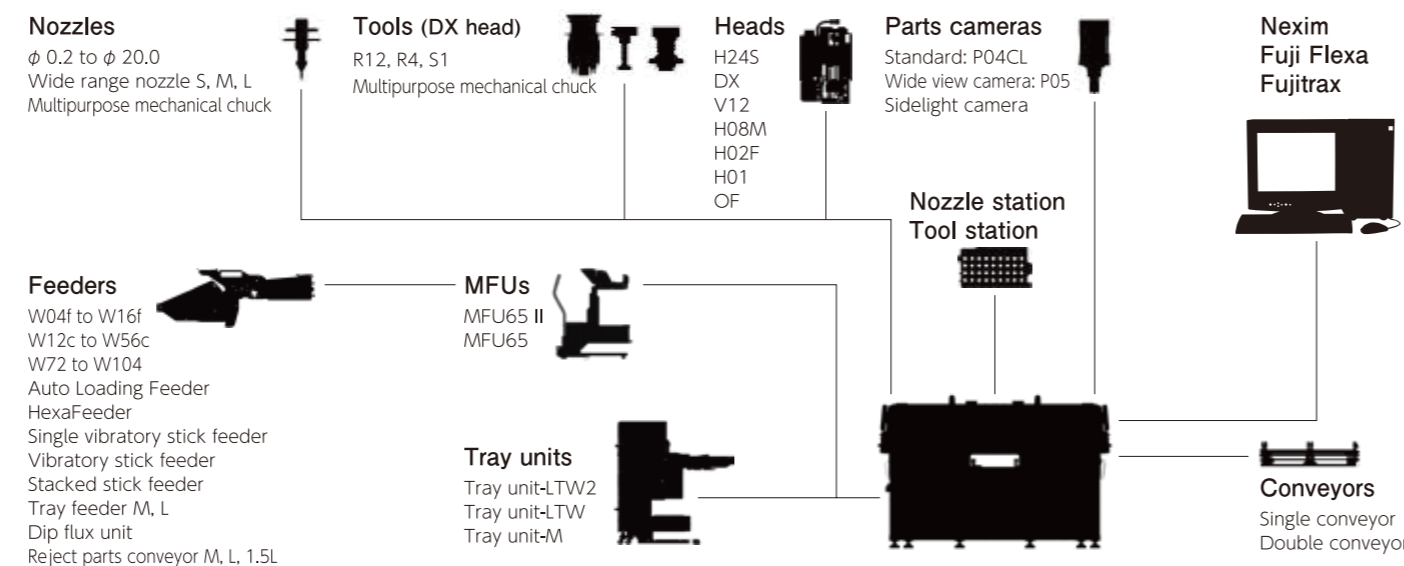





+ Space saving
Compact design
with a reduced length
AIMEX III

+ High capability
Supports production for large panels and
simultaneous production of two models
AIMEX III

■ Overview



■ External dimensions



■ Specifications

Robot (head)		1	2
Throughput (cph)	H245	Normal mode 35,000 (H245 x 1) Productivity priority mode 40,000 (H245 x 1)	70,000 (H245 x 2) 80,000 (H245 x 2)
	DX	27,000 (12 nozzles), 12,000 (4 nozzles), 5,800 (single nozzle)	54,000 (12 nozzles), 24,000 (4 nozzles), 11,600 (single nozzle)
Applicable heads	V12	26,000 (V12 x 1)	52,000 (V12 x 2)
	H08M	Normal mode 13,000 (H08M x 1) Productivity priority mode 14,000 (H08M x 1)	26,000 (H08M x 2) 28,000 (H08M x 2)
Placing accuracy		H245, DX, V12, H08M, H02F, H01, OF	
Feeder slot quantity		130	
Part supply unit		Tape feeders, stick feeders, tray units (tray feeder-M, tray unit-LTW2), others	
Machine		AIMEX III	AIMEX IIIc
Machine size (L x W x H)		1,280 x 2,656 x 1,465 mm	1,280 x 2,346 x 1,465 mm
Applicable panel size (L x W)		Single conveyor 48 x 48 to 924 x 710 mm * Double conveyor 48 x 48 mm to 774 x 330 mm (dual conveyance) 48 x 48 mm to 774 x 610 mm (single conveyance)	48 x 48 mm to 508 x 400 mm

* Support for panels up to 710 x 1,500 mm is available as an option.

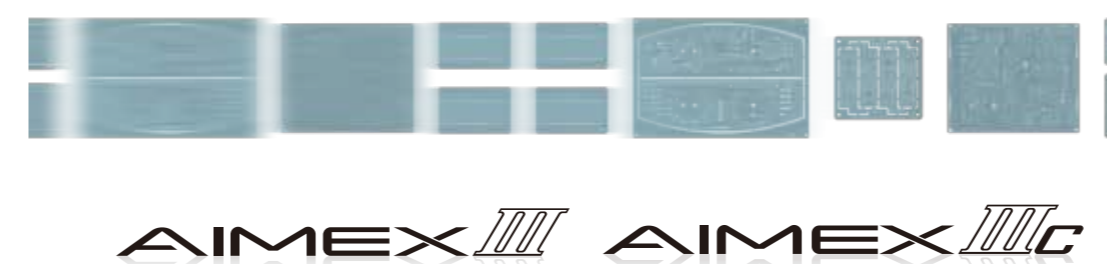
FUJI MACHINE MFG. CO., LTD. <http://www.fuji.co.jp/e/>

19 Chausuyama, Yamamachi, Chiryu, Aichi, 472-8686 Japan
Tel : +81 566 81-2110
Fax: +81 566 83-1140

• Details in this document are subject to change without notice due to constant product development.
• Refer to specification manuals for more details.
• Contact Fuji or a Fuji representative before transporting this product to a foreign location within your country or selling it to a third party within your country or in a different country.
• Information in this catalog is current as of April 2017.
© 2017 FUJI MACHINE MFG. CO., LTD. All Rights Reserved. Cat. No. AIMEXIIIc_K_2017_Apr_E



Flexible high-mix production



BEST
Introducing the best configuration
for high-mix production

- Industry leader in loadable parts quantity, with up to 130 part supply positions.
- Is the best choice for any type of production, with the flexibility to support part type changes.
- Supports from very small parts to large parts with one machine.
- Allows for ease when ramping up new production or when responding to errors if they occur.

MATCH

Versatility
Flexibly supports high-speed placement of chip parts, as well as high-mix production using many large parts and odd-form parts.

High quality
Multiple types of checks prevent defects from occurring.

Simple
The time and effort required is reduced drastically through benefits such as the reduction of the number of changeovers. Operation is easy, and ramping up of production progresses smoothly.

Large panel production
Single conveyor configurations can support production for large panel up to 710 x 924 mm.

Simultaneous production of two models
Double conveyor configurations enable a variety of operations depending on your production type.

Dual lane production with same model
Produces for same model efficiently in a short time.

Dual lane production using different models
Produces different models on each lane simultaneously.

Multi production
Produces different models at side 1 and side 2.


High capability AIMEX III
Handles large panels and improves productivity with the simultaneous production of two models
Supports various production types with separate use of single and double conveyors

01 Versatile capability for enabling high-mix production



Supporting 0402 (01005") to 74 x 74 mm by one head

A DX head exchanges the dedicated tool in one action depending on the part size, from small chips to large odd-form parts. Also, using wide range nozzles together provides further efficient production.



Placement and pressure insertion for larger parts

Using an OF head and tray unit-LTW2 combination supports parts with a height of up to 1.5 inches (38.1 mm) and pressure insertion of up to 98 N.



Supporting a wide variety of parts


This machine supports various types of part supply packages, from tape parts to tray and stick supplied parts, meeting the needs of high-mix production.



Place a large volume of very small parts in a short time


This machine can be loaded with H245 heads for placing 03015 mm parts with an accuracy of ±25 μm. With the two head configuration, the machine can reach up to 80,000 cph using productivity priority mode.

02 Functions supporting high quality placement



Checking every part at full-speed (IPS)

This IPS can cater to a wide range of checks, from part pickup stance to parts remaining on nozzles, as well as upside-down checks for minimold parts. High-speed vision processing sustains placement quality without any drop in throughput.



Eliminating placing defects through multiple checks

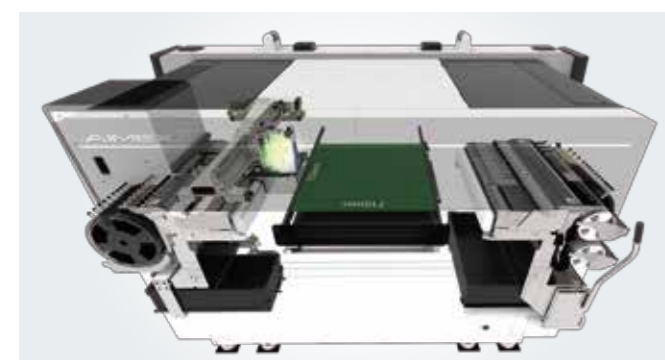
High quality placement is achieved with one machine by preventing defects before they can occur through the use of LCR checks. Coplanarity checks for leads and bumps of parts such as IC devices.

3 key points
Three key points when choosing the best machine for high-mix production




Space saving AIMEX III
Frees up more floor space with its compact design and reduced length
Makes your high-mix production compact with a simple single conveyor and single robot configuration

Sample machine configurations



Large panel production (single robot with single conveyor)

- DX x 1
- MFU65 II x 1
- Tray unit-LTW2 x 1
- Single conveyor



Simultaneous production of two models (twin robots with double conveyors)

- DX x 2
- MFU65 II x 2
- Double conveyor

03 Simple functions for handling various part types with ease



Minimizing the changeover count

Changeover time can be reduced by performing MFU batch changeover and by the machine having up to 130 slots for feeders which makes it possible to load all of the required parts.



Flexible optimization to match your operation methods

Optimization becomes more flexible using Nexim optimizer as practical operation methods are taken into account. This includes grouping production programs to minimize the number of changeovers, performing batch exchange of feeders using an MFU, and changeovers which are performed without stopping production.



Ramping up production smoothly


Automatic data creation and on-machine editing using a large touchscreen panel to support ramping up new production and quick response to sudden changes to programs.



Faster part data creation tool, ASG 2.0


ASG 2.0 (Auto Shape Generator 2.0) improves the performance by 42% compared to its previous version. This expands the capability of creating data automatically even for parts with unique shapes that have not been supported in the past. The on-machine ASG, the function to update part shape data on the machine, is now compatible with ASG 2.0 and further reduces the time required for adjustment.

Sample machine configurations



Simple high-mix production

- DX x 1
- MFU65 II x 1
- Tray unit-LTW2 x 1
- Single conveyor



High-speed chip shooter

- H245 x 2
- MFU65 II x 2
- Single conveyor